

ISSUE 47    WINTER 1995  
ISSN 0959-2881

# Knotting Matters

Newsletter of the



INTERNATIONAL  
GUILD OF KNOT TYERS

# GUILD SUPPLIES

I.G.K.T. BOOK PRICE LIST 1994

ITEM	WEIGHT	PRICE
<b>THE KNOT BOOK</b>		
Geoffrey BUDWORTH	95 gms	£2.50
<b>MUCH ADO ABOUT KNOTTING (The 1st 10 years)</b>		
Geoffrey BUDWORTH	65 gms	£2.50
<b>BREASTPLATE DESIGNS</b>		
Brian FIELD	65 gms	£2.50
<b>TURKSHEADS THE TRADITIONAL WAY</b>		
Eric FRANKLIN	110 gms	£1.50
<b>KNOTCRAFT</b>		
Stuart GRAINGER	130 gms	£3.60
<b>ROPEFOLK</b>		
Stuart GRAINGER	30 gms	£1.30*
<b>TURKSHEAD ALTERNATIVES</b>		
Stuart GRAINGER	30 gms	£2.20
<b>SOMETHING DIFFERENT Over 50 button knots</b>		
John HALIFAX	100 gms	£3.95

Weights are stated as a guide in calculating POSTAGE

\* Indicates 33.3% discount available on orders worth £30 or more at retail prices.

Subject to availability of stock.

## SUPPLIES SECRETARY

3 Walnut Tree Meadow

Stonham Aspal

STOWMARKET

Suffolk IP14 6DF

Tel: 0449 - 711121

# **KNOTTING MATTERS**

**THE QUARTERLY NEWSLETTER of  
THE INTERNATIONAL GUILD OF KNOT TYERS  
ISSUE No. 47**

---

## **PRESIDENT**

Glad FINDLEY

## **Hon. VICE PRESIDENT**

Dr Vaughan JONES

## **PAST PRESIDENTS**

Percy BLANDFORD - Geoffrey BUDWORTH - Eric FRANKLIN  
- Jan VOS - Stuart GRAINGER -

---

**GUILD ANNUAL SUBSCRIPTION RATES:**  
PAYABLE By: CASH/CHEQUE/EUROCARD/  
MASTERCARD or VISA.

Juniors (Under 16 years old).....£4.00  
Seniors.....£14.00  
Families.....£19.00  
Corporate.....ByArrangement

Taxpayers in the UK - We would prefer a  
covenanted subscription.

Except as otherwise indicated, copyright in Knotting  
Matters is reserved to the International Guild of Knot  
Tyers © IGKT 1995. Copyright in members'  
articles published in Knotting Matters is reserved to  
the authors and permission to reprint should be  
sought from the author and editor. All sources of  
quotations printed in Knotting Matters are  
acknowledged.

## **SECRETARY**

**Nigel HARDING**  
3 Walnut Tree Meadow  
Stonham Aspal  
STOWMARKET  
Suffolk  
IP14 6DF  
Tel: 01449 - 711121

## **EDITOR**

**Gordon PERRY MBE**  
171 London Road  
HORNDEN  
Hampshire  
PO8 0HH  
Tel: 01705 - 592808

---

**The IGKT is a UK REGISTERED CHARITY #802153**

## EDITORIAL

When I took on the task of Editor, most of you will recall that it was because nobody else would take it on at the time. I also said that because of my job there would be some penalties, for which I ask you to be tolerant. Those of you with edition 37 of KM will recall my first editorial of nearly two pages. Well things went well to start with but as project deadlines got tighter and manpower less and less, work became more demanding in the last two years of my Naval Service than I would ever have expected. I have now "retired" from Service life and my dreams of working two or three days a week to have time to do all those things I have been leaving (yes, some of you know what I mean) have been shattered. I now find that setting out in business as a self-employed person is becoming just as demanding and work still goes on into the wee small hours to maintain the standards expected. Guess what - I am now employed by the Ministry of Defence again and even off to sea - at my age! One day I will learn to say NO.

Because I have been unable to maintain the regular flow of KM, and as yet I see no light at the end of the tunnel, where I might get back to my hobbies of knotting, woodturning (I haven't done either for at least 9 months now) and editing your newsletter, I regret that after 10 issues I have to call it a day - you and the Guild as an organisation deserve and need a better service than I can now give you.

**The Guild therefore needs a new Editor for KM** - I am prepared to edit the next edition and help anyone who takes on the task to get started but PLEASE do not force the job onto Nigel or any of the other committee members who already do a great job for you. So if you think you might like to be the new Editor, please give me a call, drop me a line or fax me on my home number and I will answer any questions you may have before committing yourself. I can assure you it is an interesting job and one that I regret having to part with - but needs must, and an injection of new ideas is never a bad thing - as I hope you found my first DTP efforts.

Finally, I would like to thank all of you who have contributed articles, advice and support, particularly Stuart Grainger, Geoffrey Budworth, Percy Blandford, Jan Hoefnagel, John Turner, Charles Warner, Europa Chang Dawson, Harry Asher and Cy Canute, who have been prolific contributors, To Des and Liz Pawson for arranging the printing, then enveloping and posting of each issue; and to all those not mentioned but who's contributions are just as valued and add to the variety of articles and letters.

Gordon.

## THE SECRETARY'S BLOTTER

My study window faces South West, and in this country, that is generally where the weather comes from, and at the moment I can see it all coming. The rain is lashing against the window, and the wind is howling through the trees, tearing the last remaining leaves off, and dumping them in my fishpond. Autumn is here at last, and knot tyers in these parts are settling down by their firesides ready to tackle all those tricky little knots which have been nagging to be tied all summer. They are safe in the knowledge that it is too wet to cut the grass, and too cold and windy to get up the ladder to paint the guttering until Easter.

I believe that this has been a good year for knotting, which has been reflected in the number of new members who have signed on, having learned of our existence after seeing "Knotting" at various displays given by members during the summer months. Well done all those of you who have been "doing it in public".

The October meeting at Farnham was very successful, with many interesting items on display, including some of the most outstanding knot boards that I have seen. The meeting opened as usual with me rambling on, just bringing the members up to date with the latest goings on. The Chairman had warned, no, threatened me, not to go on for more than five minutes, but being the magnanimous sort of fellow he is, did allow me to go on for ten before having me bound and gagged. He claimed that it was just another demonstration of knotting!! We then held the Grand Draw,

which was the culmination of over a years hard work by **Denis Murphy** in order to raise funds for the Guild. Members from outside the UK were not invited to participate in this activity for legal reasons, just in case you are wondering why you were not sent any Draw tickets.

During the afternoon a number of fascinating talks were given, an attempt was made to break the current 8.2 sec record for tying the "six tenderfoot" knots. Despite the number experts present, no one managed a time of less than 15 secs. I just wonder how the original record was achieved? Whilst on the subject of records, **Ken Yalden** tied the smallest bell rope, using cord only twice the thickness of a human hair, whilst **Charlie Smith** established a record of six different Turks heads, all of which were tied on, and with, one hand!!! Details of all these activities have been passed on to the Guinness Book of Records. After the days activities, over thirty members gathered together for an evening meal. Those who stayed on tied and told yarns late into the night.

Attendance numbers at Farnham were a little less than expected. I do know that many members were still on holiday, and that others felt that their was inadequate notice given. Perhaps two weekend functions in one year is too much? It is certainly easier to organise a one day event, although members with a long distance to travel do prefer to stay overnight. For future reference, it is our

aim to hold the AGM the Saturday after the Mayday bank holiday, and to hold the half year meeting on the second Saturday in October. With this in mind, members will be able to plan years ahead. The exception ("which proves the rule" - as they say) will be next May. When I read the last edition of Knotting Matters I noticed that I quoted the date as the 6th May, which follows the normal pattern, however, now that all next years diaries have been printed, it is rumoured that the Government proposes to the bank holiday back a week so that it coincides with the VE Day celebrations. Rumour or not, just to be on the safe side, and in order not have to fight with the bank holiday traffic on the motorways, we have changed the date of the AGM to **Saturday 13th May**. It will be held as planned in Weston Super Mare, with more details being sent out about the beginning of April. Don't forget to bring your bucket and spade!!

With my employer continuing to reduce staff, and the exceptional number of thunderstorms experienced during the summer, I have had to spend many more hours at work, rather than at my desk at home. It is possible therefore, that some members may have experienced longer delays than usual in receiving my attention. Hopefully things will calm down a little now and I shall be able to catch up - (a little wishful thinking here perhaps!)

I must mention that the supplies department is not doing very well at the moment, despite Sylvias hard work. For example, an order for the Guild tie was placed on April 11th, and to date, I am unable to even get a delivery date from the supplier!! How's that for buying British!! We do now have stocks of the Rubber Stamp that was

mentioned at the AGM when a great deal of interest was expressed, they are going like hot cakes so you had better order yours soon if you don't want to be disappointed. Also "Something Completely Different" by **John Halifax** has sold so well that not only have we run out of stock, but the original print run is exhausted! For those who have ordered one recently, there may be a slight delay.

The latest development from The Council is that they have introduced a "Group" membership class, aimed particularly at youth groups such as Guide Companies, Scout Troops, and Sea Cadet Units. It is hoped that this will provide encouragement for the Leaders to develop an interest in knot tying amongst young people. I would like to think that the average group could produce at least a dozen new knot tyers, and all for just £10.

Just a word about **LuAnne Kozma**, who put on that wonderful knotting exhibition in the USA earlier this year. We hear the new addition to her family is a girl - Best wishes and I hope all goes well for both of you.

As I come to a close, at a meeting of the East Anglian branch held at Landguard Fort, Felixstowe, a request was made for any information known about "Rope Mantlettes" (my spelling). These were apparently hung like curtains around the opening in a gun emplacement to protect the occupants from incoming fire. What is not known is how they were made, and what with etc.

Finally, a footnote to a letter I received, obviously typed on an ancient typewriter, said "all spelling mistakes and typos were built in at the time of manufacture" !!

Happy New Year - *Nigel*

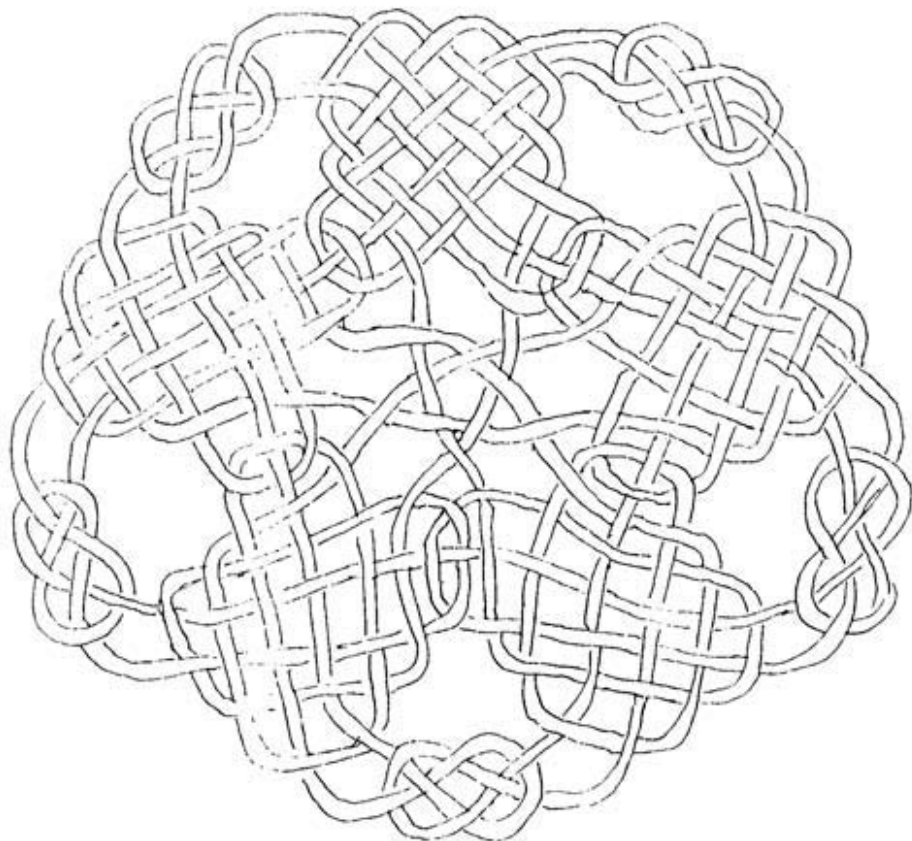



# CHINESE WEAVE

By Europa Chang DAWSON

This is a development of Brian Field's Celtic Cross; only, because the Turk's Head at the centre is 3 x 5, each of the Chinese weaves are only half-patterned before the cord crosses the centre. *A bit like my own life, really! - I keep having to leave things halfway and dashing off to complete (or even begin) another task, and returning some time later.*

I think this half-at-a-time patterning occurs for any single-strand Turk's Head where both parts and bights are odd numbers, and the 3 bight Chinese weave is used. *But that's a gut reaction - it'll take someone clever to produce a formal proof. And if you want to tie this, you'll need at least 50 pins (I estimate a minimum of 10 pins for each bight of the Turk's Head).*





**A basket of jute knotting - Stuart GRAINGER**





**A Cavanoli Work Chair Seat**, featuring a galleon design in cotton piping cord and dyed jute, with a natural jute surround and a four lead sixty-two bight Turks's Head frame in natural jute. **Stuart GRAINGER**

# LETTERS

**Roger MILES** from Australia, writes...

If, in Reinmann's Symmetric Hawser Bend #1 (KM 43, p.22) one pulls on the working ends, then the bend 'capsizes', and simplifies to Ashley's #1451 (dubbed 'CORRICK' by Asher)! Of course, this may not affect its performance as a hawser bend joining thick inflexible ropes.

On p. 25 of KM 30 the question is asked: "Has this knot (REIGERKNOOP)" been documented before? The answer is 'Yes!' it is Ashley's rather decorative #1453.

oooOOOooo

**Owen K Nuttall** writes.....

Ref KM46 - Newspaper clipping sent in by Stuart Grainger. Question "Here we go gathering Nuts in May" says the Nursery Rhyme.

The Nursery Rhyme is correctly worded Nuts - meaning Nuts not Knots or any other corruption of the word Nuts. Nuts do get gathered in May, I have gathered them and eaten them in May along with other children in my younger days.

The reference to May Bloom is the blossom of *Crataegus Monogyna* (hawthorn) which has nothing whatsoever to do with the Nursery Rhyme.

The nuts in question are from *Conopodium Majus* - common name "pignut". This plant is a relative of the carrot family, and is best known for its edible brown tubers

which have a pleasant nutty flavour eaten raw or cooked. Pigs are certainly fond of them, hence its name. In the past they were popular with country children in the days when sweets were scarce (Survivalists also know of the food value of the pignut).

Description of *Conopodium Majus* (pignut) slender hollow hairless stems rise from the tubers and end in little umbrellas of flowers with fewer branches than *Pimpinella Saxifraga*. The leaves are openly divided, those growing from the base withering before the plant flowers. The flowers grow to a height of 8" to 12", flowers are white with 6 - 12 branches per head. Flowering time is May through to June. Only after correctly identifying the flowers can digging commence for the nuts.

Hence the rhyme "Here we go gathering Nuts in May".

oooOOOooo

**Goffrey Budworth** writes.....

Are details of the IGKT's activities displayed upon the internet of modem bulletin boards? If not, is there a Guild member subscribing to the information highway who would do this service for us?

## George Aldridge...

sent in a copy of "Roumours" The Official Magazine of the London Fire Brigade Welfare Fund. In the magazine is an article about the Guild and one of Stuart Grainger's Turks Head diagrams with four of George's "How to Tie" charts.

George goes on to say "I was approached at the last Wooden Boat Show in Greenwich by one of the crew members of the MASSEY SHAW, which was the first Fire Boat to go into service on the River Thames. The boat is now a registered charity and is moored in St Katherines Dock near Tower Bridge in London. I was asked if I would consider making some side fenders for the boat, but as it was a charity there was no money available. To cut a long story short, the fenders are nearly finished, and in addition John Smith and myself have covered four hand rails with Three Strand Half Hitching and Turks Heads.

oooOOOooo

## WHY NOT TRY YOUR HAND AT TYING KNOTS

By Peter HUGHES

I thought perhaps it may be of some interest to readers who may be tempted to have a go at drawing, or at least to use their eyes more in enjoying knot diagrams. At an IGKT meeting I overheard two members discussing the method used by Stuart Grainger in drawing knots. How he uses spaces as one lead passes under

another, as does Brian Field. Drawing crossed lines does not work. Look at Ashley #1546 to avoid the unworkable designs.

Psychologists tell us that we cannot focus on two objects at different distances at a time. The problem arises for knotters when we try to put our three dimensional ideas onto two dimensional paper.

Krone Barrett, in his book Logic & Design (1980), suggests the problem can be overcome by the standing drawing practice of leaving the white spaces as mentioned above. This helps the brain to adjust.

However, readers of KM will have noticed that there are other methods of dealing with the problem. Look at the cover of KM, you will notice that shadows are used where a lead passes beneath another as do other diagrams inside.

Ashley uses a different method. Look at #2212 to #2219, (He explains in the opening chapter) small circles are placed at crossings where a lead passes under another.

It seems the choice depends on whether you wish to use a solid black or white line, or you feel confident enough to draw a modelled diagram.

I would suggest you use a pencil first then you can rub out the white spaces before drawing over with a felt tipped pen.

Have a go. Try a carrick bend or some other simple knot. At least look more careful at how knots and knotting is drawn. Good luck.

# LUCET CORD

By Ann Hands

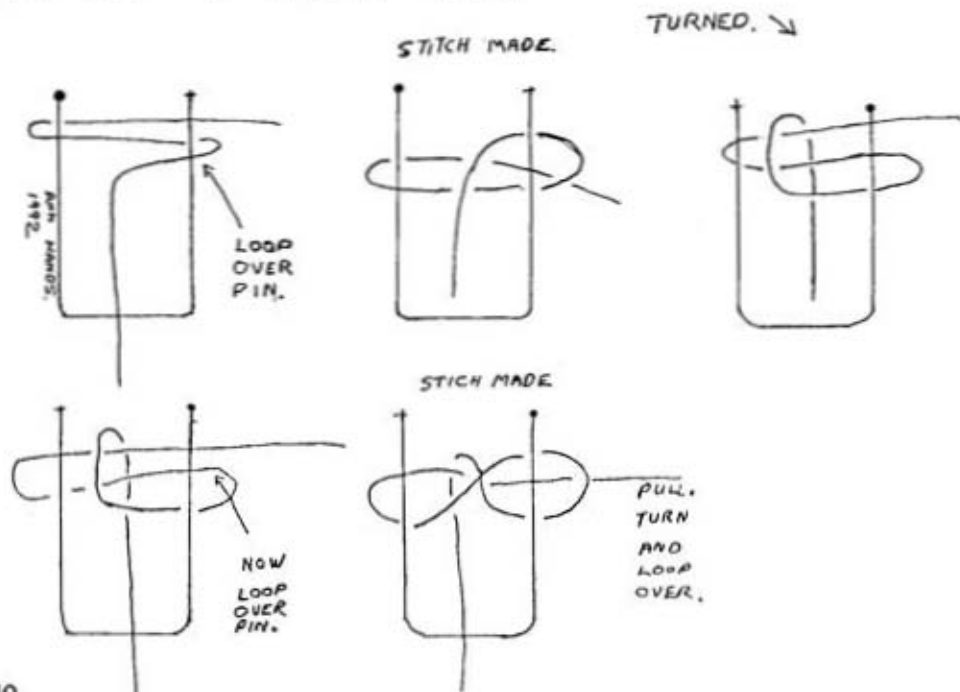
To make Lucet Cord, I use an AERO hair pin crochet pin, 1.5" to 2" in size. You can use a two prong fork. It can also be demonstrated on an upside-down chair, just for fun. You can make 1" per station on the London underground train, but I do not advise using the two pronged fork unless travelling late at night.

This method makes a good square cord which stays tied, great for shoelaces.

Pins can be obtained from: A SELLS 49 Pedley Lane, Clifton, Shefford, Beds - by post only.

## LUCET CORD

MADE ON A HAIR PIN CROCHET PIN  
WILL MAKE A SQUARE CORD.




# KNOTS & LIFE

By Robert Pont of France....

*By Ed...Robert has sent a series of interesting little articles on knots and knot related topics but without a title. In the accompanying letter to Des he quotes "the important things, like knots and life" - hence the title I have given this series which follows.*

## 1. NATURAL FIBRE LINKS (The Best Method)

Among the many links in natural fibres that I have seen or collected here and there, it seems that the technique which gives the strongest result is the following



Natural Fibers Links  
The Best Method.


one: Take two pieces of a vegetable fibre and twist them together (Fig. 1a)

Then with 3 pieces of those twisted fibres, make a braid (Fig. 1b).

According to some people that have a long experience of links making, it is the method that gives the best solidity for the least quantity of raw material.

The braid has been widely used by native peoples, and in many cases preferred to twisted fibres only, for small links.

It can be seen on this extraordinary picture of an Eskimo Bow, drawn more than one hundred years ago, even if made with animal fibres - (Smithsonian Institute report - 1884)(Fig. 1c)



10




FIG. 22.

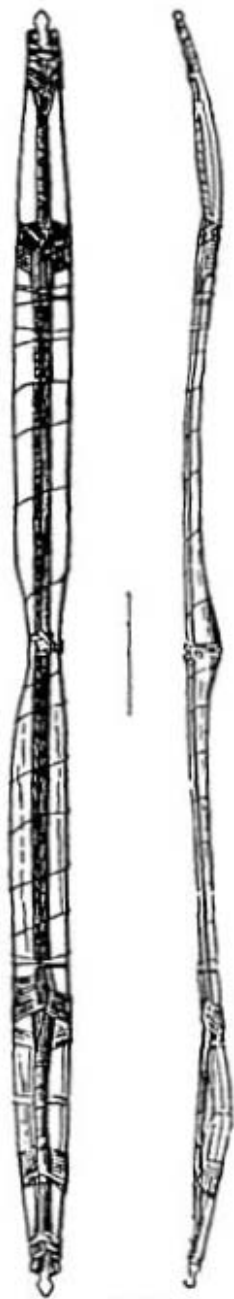


FIG. 23.



## 2. CLOTHES LINE.

The most clever one I have ever seen: Two lines twisted together, so that you don't need clothes pegs any more, just wedge a corner of the clothes to be dried between the two lines.....

But could that be considered as a Knot? (Fig.2)



② clothes line.

## 3. PIWICH KNOT

One day in Quebec, my son, who was nine, showed me a knot asking me if I knew it. It was a very simple and beautiful knot (Fig.3a).

Aware of my interest, very proudly he told me that he invented it. But I have my doubts; I rather think he has learned this knot from his little friend Piwich, from the Bois Brule tribe, whilst playing with him.

As I failed to identify it, and to find any reference to this knot, waiting for more information, I named it after my son's friend Piwich Kust.

There are two ways (two methods) to make it:

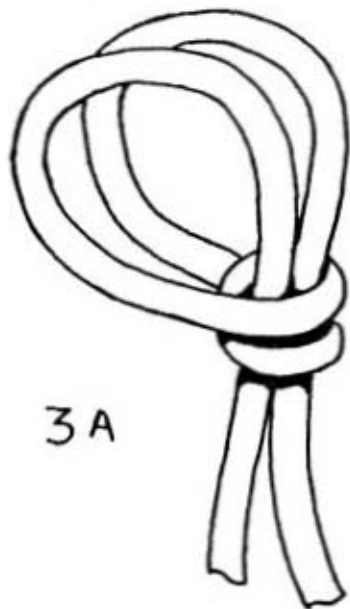
1. Start from the usual Lark's Head knot (Fig.3b), then pass one of the loops through the other one, (Fig.3c), Turn around (Fig.3d) and put it back side by side and work the ends (Fig.3e)

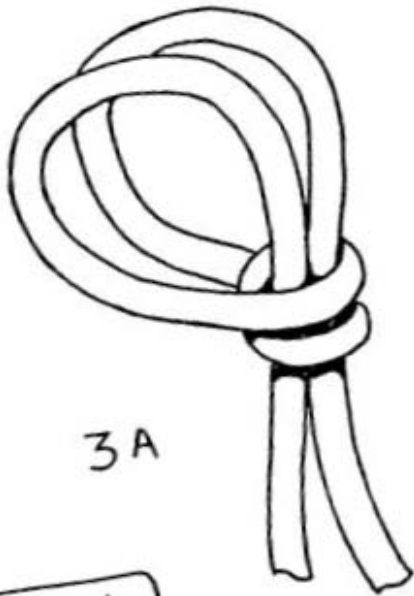
2. The second method is more simple: Make a loop in the bight, a round turn (Fig.3f), then through this double loop, catch the two strings as you do when you make a Lark's Head knot (Fig.3h) and tighten it (Fig.3i). You can add extra turns if needed.

I use this knot to hang up locketts or pendants, to close and hang up small bags, to tie up and carry bundles of firewood.

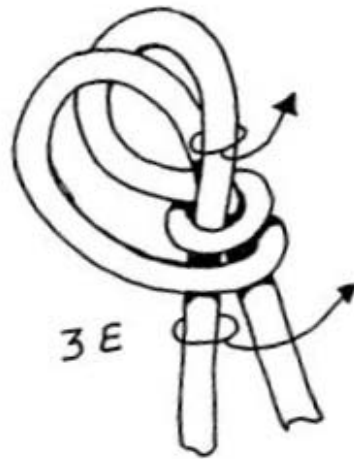
It has a very helpful advantage; the Piwich Knot does not slip as easily as the Lark's Head knot, and doesn't come undone or loose when not under tension.

Instead of making the Piwich Knot through a loop in the bight, you can make it through a clove hitch or even a constrictor knot.



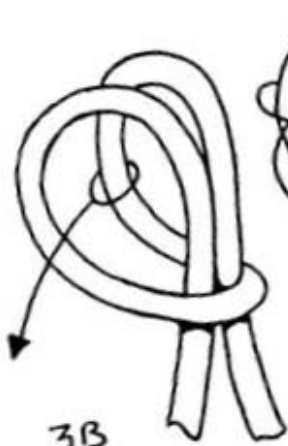


3A



3E

Piwich Knot



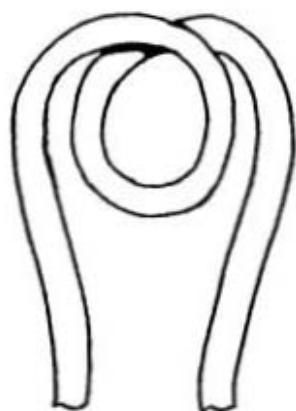
3B



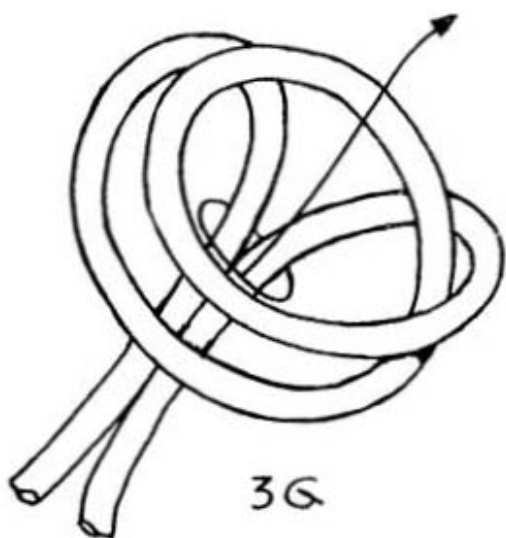
3C



3D

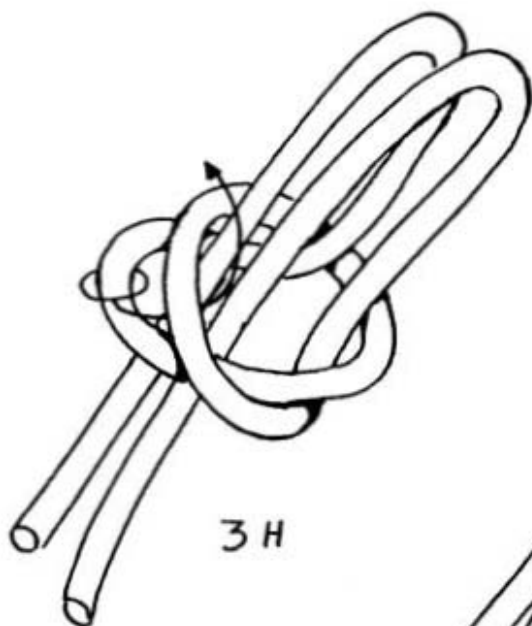


3F

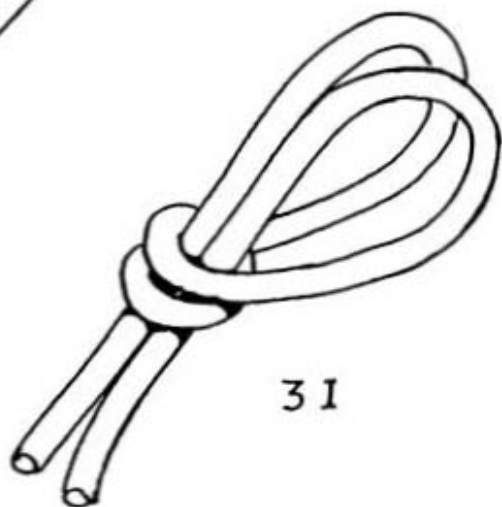


3G

Piwich Knot



3H



3I

# LETTERS

## EIGHTY NOT OUT

Geoffrey Budworth writes....

**Frank Harris**, the Guild's former Secretary, enjoyed a surprise eightieth birthday party recently. His three sons and two daughters took time off from their nine grandchildren to bring some 50 relatives and friends together in a local church hall to celebrate the great man (who had been told merely that he was being taken out for a meal and so should wear a suit).

Half a dozen Guild members were invited. Musing upon how he keeps so active, we decided it is a combination of: (a) never being seen without at least on woolly cardigan; (b) keeping his head covered with a variety of hats; (c) a keen interest in anything and everything; and (d) moderate but regular consumption of beer and spirits.

We heard of his younger days playing hockey and cricket (which he also later umpired), riding motor bikes, as a scout and cubmaster, able parent, amateur performer with olde time music halls, knowledgeable lover of trees, and - of course - a knot tyer of repute.

As I left the hall he was alternately consulting his diary of forthcoming events and competently steering ladies round the floor in ballroom quicksteps.

## KNOTTY PROBLEM.

**John Constable** and **Ann Norman** both spotted the article in the "Times" where an R J Marsh from Dartford wrote that he had been experiencing difficulty in keeping shoe-laces tied. The problem appeared to be with shoes bought over the last couple of years. Even using a reef knot and a double bow did not solve the problem, the bow still came undone!

There were several replies, most of them somewhat frivolous - wear slip-on shoes, he has a problem tying them - I have a problem reaching them! etc. However Ted Davies (Author of "An Introduction to Knots") came to the rescue with this explanation of how he does it - "Begin as a reef bow (left over right, right over left; not the more commonly met granny bow; left over right, left over right), but before giving the usual bilateral tug on the loops carry the left loop and the left end together down left an up through what usefully may be termed the central aperture, then tightening bilaterally with a good pull on the loops. This is my development of Clifford Ashley's double shoestring knot. A caveat; it is suitable only for fabric laces".

*I wonder what your reply would have been?*

# JACKSTAY LINES

## BOOKS

For those of you interested in old books - **Roger Carter** from N.Z. sent me a copy of an advertisement published in "Rudder" Yachting Magazine dated 1925 for a book called - **KNOTS** - An illustrated book on marlinspike seamanship - Compiled and Edited by A F ALDRIDGE, from American and British Naval Publications and other sources. It has illustrations on how to tie or fasten 200 knots. Chapters on rope and its care, Knots, Ties, Bends, Hitches, Splices (rope and steel), Mat-making, Hammock netting, Fenders, and on the Practical Uses of the Knots. Price \$1.00 - The Rudder Publishing Company., 9 Murray St, New York City.

For those of you interested in new books - **John Turner** from N.Z. is completing a book entitled "History and Science of Knots". The deadline for completion is August 1995 and it is to be published by World Scientific Publishers, New York and Singapore, before Christmas 1995. It is a big effort shared by about a dozen authors, and will run to over 500 pages.

## THE KAMAL

Fore Runner of the Cross Staff?

A device used by the Arabs may have been the fore-runner of the cross staff. Known as a **KAMAL**, it was composed of a small thin rectangle of wood called a "Tablet of the Indies", attached to a length of cord knotted at intervals. The

tablet was held at a distance from the eye such that with its base on the horizon, the star under observation just rested on the upper edge. The distance was measured by holding the cord taut between the teeth, the number of knots left hanging in the excess length of cord being the measure of latitude. There could be no question here of any closely graduated scale, but the length left dangling represented by the number of knots in it, the latitude of the various Ports known to the navigator. A number of Kamals were kept each with a different sized tablet so that a range of angles might be measured.....

From "A History of Seamanship" by Douglas Phillips-Birt.

## STICKY END

Reported by Cy **CANUTE**


At the 1995 International Boat Show at Earls Court, London, I bought (from a well known company's bargain bin) 26 x 25 metre hanks of 2mm braided synthetic cord, a smart silver-grey flecked with pink, for just £25. So far, so good.

Back home, it took me half an hour to pick-&-peel wrappings of 2-inch wide sticky parcel tape off both ends of every hank...25 metres of the stuff.

The company? English Braids. Don't they know that a couple of wrapping turns and a tucked end will do the job q uicker and for no extra cost?



**FARNHAM '94 - President Glad Findley and Geoffrey Budworth**  
Photo: Percy Blandford



**FARNHAM '94 - Richard Hopkins with TS Swiftsure Cadets - The 6 Knot Challenge.**

Photo: Percy Blandford.



# BOOK REVIEW

## THE KNOT PUZZLE BOOK

By **Heather McLeay**

Published (1994) by Tarquin Publications,  
Stradbroke, Diss, Norfolk IP21 5JP Eng-  
land

Tel: 01379 384218

ISBN 0-906212-96-0

Price: UK £2.95

At last. Here is a gentle look at knot theory, suitable for all ages, without a single mathematical formula. Basic knot drawings and text introduce beginners to: crossing numbers - mirror images - prime & composite knots - three colour testing - Reidemeister moves - and knot classification.

Section 2 touches upon practical and artistic knots, where Heather McLeay's deft touch slips just a bit. As ends play no part in topological knots, her reef knots could equally be thief knots. And a sheet bend would NOT effectively join ropes as dissimilar as she portrays. Having made the usual statement (which some might question) that a left-hand sheetbend is less secure, she wrongly shows this as one with the short ends on the *same* side.

Back on safe ground in Sections 3 & 4, more advanced ideas on knot families, links, colourability and classification are previewed.

This is a welcome addition to the genre, thanks due in part to Guild member Prof. Ronnie Brown (who, Heather acknowledges, first interested her in knots). Important concepts are easily absorbed by

working through the graded activities which compel you to trace or draw and tie knots. Their impact is boosted by 36 puzzles (answers supplied), which made me think - no easy thing. At the end of the book is a recommended list of further reading.

This soft cover manual, 210 cm x 200 cm, has 48 pages in a well designed layout by Paul Chilvers. It would make a pleasing gift for any child or adult keen to look at knots in a different way. I found it fun, so I recommend it.

G.B.

---

---

**DON'T FORGET**

THE

**A.G.M.**

at


**WESTON-SUPER-MARE**

on

**Saturday 13th May 1995**

A knotty puzzle.  
By Salty Dog

No 1



5

CLUES ACROSS

- 1- A thousand times no! (4)
- 8- We get into a state (several states in fact). (2)
- 10- Domestic bondage? (10)
- 11- It's a bitter existence as queen. (4)
- 12- It sounds rather small for us. (2)
- 13- Catching tin geat? (7)
- 15- Tying off point in coracle at sea. (5)
- 17- To find condiment, you take a left in the street. (4)
- 19- One sort of editing makes smaller. (7)
- 23- In the whale, Jonah could have used it. (3)
- 24- 38 sailors. (2)
- 25- Knock the church when you marry. (5)
- 26- Feel reasonable after K.O. turn up. (2)
- 27- Is this where a constrictor knot gets its name? (3)
- 29- Hope wasp won't get you again while you're lying down. (7)
- 32- - 25, for a simple knot. (4)
- 34- Cloth doctor with oriental black shirts. (5)
- 35- Give him bib especially to contain what he consumes. (7)
- 38- Royal pause? (2)
- 39- Fish in high heels? (4)
- 40- Tie up a haunch of mutton. (10)
- 41- Therefore, the answer's inside you my son. (2)
- 42- Speaks, even sways, but misses the point. (4)

CLUES DOWN

- 2- A sharp match? (6)
- 3- Old Lady of - 2 st. (6)
- 4- Wrap round when it's your go. (4)
- 5- Wept loudly not quietly when they crossed. (4)
- 6- Ring PO about rodeo activity. (6)
- 7- There are difficulties putting an old horse in a ship. (5)
- 9- Carve after plane gets in a knot. (9)
- 14- Tangle other half in direction. (7)
- 16- Making a knot ends in a dead heat. (3)
- 18- Rise from the dead! (5)
- 20- Nike etc. make an item of clothing. (7)
- 21- It takes a crane, a lady and aliens to pull the sail. (9)
- 22- A sick railway can lash a sail. (5)
- 28- Could be bitter about finishing. (3)
- 29- Knitted dibber. (6)
- 30- Half a horse smells ancient. (6)
- 31- Cinders on the meadow gives the most famous of us all. (6)
- 33- Dogs do it in the sky with spitfires. (5)
- 36- The top person in the centre. (4)
- 37- Vermen up in the sky. (4)

# 13th Annual General Meeting

13-14th May 1995

on board  
TS Weston  
Weston Super Mare

Come to the sea side for the weekend

Get together with others who share your interest in Knotting.

Meet old friends, or make some new ones.

Members and their guests are all welcome.

Formalities kept to a minimum - *by Order of the Council*

A full day of knotting activities, displays and demonstrations.

Easy access by motorway, or train direct from London and Bristol

Buffet Lunch/Evening Meal available.

Make a note in your diary  
The 1995 Half Year Meeting  
will be held on  
Saturday 6th October

For this meeting we shall be guests of the Yorkshire Branch

## Normal service will be resumed as soon as possible

I haven't seen that little note on my television screen for years. As I remember it in those early days of black and white televisions which had been "converted" it was really a euphemism for "oh dear we've broken it. We are trying to mend it, but we are not quite sure how, nor do we know how long it's going to take!!"

Some of you may have been wondering whether the same may have been true for Knotting Matters, as we have been experiencing what is known in the trade as "a few production difficulties". We hope that these are now behind us and that KM will appear a little more often.

"We are waiting for it to come from the printers" is always a good line, however, in this particular instance, this is perfectly true. In attempting to catch up with our backlog, KM47, and KM48 both arrived within days of one another at the printers. There will be a brief interlude before KM48 is issued in order that readers may have the chance to digest this issue.

They say if you want a job done, look for a busy man, and when Gordon took on the role as editor, we could not have found a busier fellow. Now that he has retired from his chosen career, like so many of my colleagues, he finds himself in such demand that he wonders how he ever found time to go to work. I must take this opportunity to record my thanks to him for producing this edition of KM, for despite all the other pressures on him he managed to complete this

edition, and pop it in the post before he skipped the country on another of his “working away days”.

By way of a token of our appreciation for your patience in waiting for KM47, a directory of all forty six previous issues of KM has been produced. Our thanks go to Lesley Wyatt for all the hard work she has put into this project, which I hope you will find of interest. Those members who already have a full set of KM I am sure will find it a useful directory, whilst more recent members should find that it helps track down specific items of information to a particular edition, (which can then be ordered from the Supplies Secretary).

Lesley is the wife of Jeff Wyatt, who is a member of the Council. Whilst Lesley sits in one corner of the room pounding away on her word processor , Jeff sits in the other quietly tying his knots. When they get together, they breed dogs.

As I already know what is in KM48, I can promise you a bumper edition. The joint editors, who wish to remain anonymous, have produced a bumper 40 page edition which they acknowledge as not being up to the polished standard produced by Gordon, but they do promise some jolly good articles which they have managed to cajole out of the membership.

As Secretary, I often receive unusual requests, one of the most recent being “did I know where to obtain a Morse buzzer”?. If anyone has any information please let me know.

I trust that during the winter/summer months (depending upon your hemisphere) you have enjoyed your knotting, and that you are looking forward to another good season - Nigel

# **Nylon Novelties**

by

Eric Franklin

The International Guild of Knot Tyers are proud to announce the publication of the latest book from the pen of Eric Franklin, "Nylon Novelties".

This handy sized work is a useful addition to your knotting library. It is of interest to all ages and abilities, and demonstrates how to tie a number of useful or decorative items using modern materials

Available from the Supplies Secretary now, price £2.00

Give Sylvia a ring now, and one will be popped in the post to you straight away. Simply quote your Visa, Master or Eurocard number, and a copy will be winging its way to you. Take this opportunity to order any other items you may fancy from the Guilds Supplies

PS - The ties are now in stock - price £8.95



# GUILD SUPPLIES

L.G.K.T. BOOK PRICE LIST 1994

ITEM	WEIGHT	PRICE
<b>POSTCARDS</b>		
Set of 8 instructional (Brown & Cream)	35 gms	£1.50 Set
<b>POSTCARDS</b>		
Set of 8 Single Strand Ornamental Knots (White on Blue)	35 gms	£1.50 Set
<b>TIES</b>		
Polyester (Dark blue, with white Knot motifs)	30 gms LONG	£8.95 each
	30 gms BOW	£7.80 each
<b>BADGES</b>		
Guild LOGO Enamel Brooch Type	5 gms	£1.80 each
Cloth, Blazer Type		£1.00 each
Car Sticker (Soft Plastic)		£1.00 each
3" (75mm) Pressed Printed Metal		£0.30 each
7" Display Stand Logo		£7.50 each
<b>KNOT CRAFT - THE VIDEO elementary teaching aid VHS or NTSC</b>		
Stuart Grainger	270 gms	£8.50 each
<b>T-SHIRT</b>		
Size - L	145 gms	£6.95 each

## SUPPLIES SECRETARY

3 Walnut Tree Meadow

Stonham Aspal

STOWMARKET

Suffolk IP14 6DF

Tel: 0449 - 711121

