

A little journey inside Windows memory

Damien AUMAITRE

`damien(at)security-labs.org`

`damien.aumaitre(at)sogeti.com`



Agenda

- 1 Memory basics
- 2 How to access physical memory
- 3 RWX

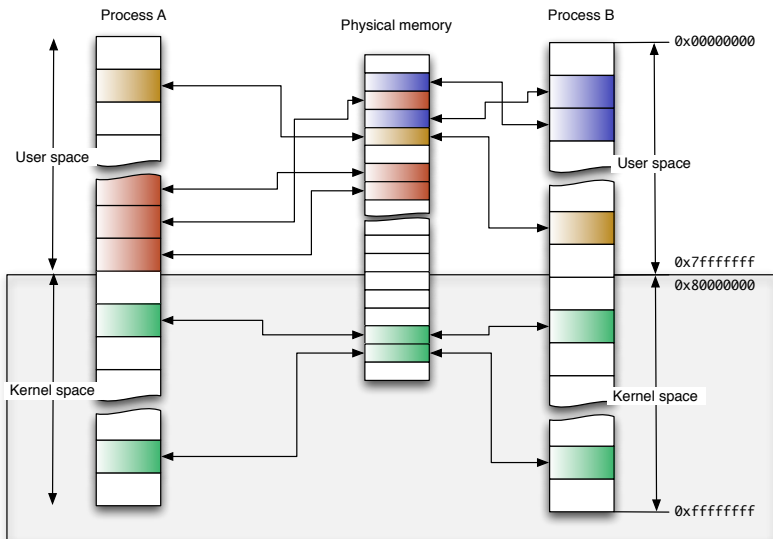


Agenda

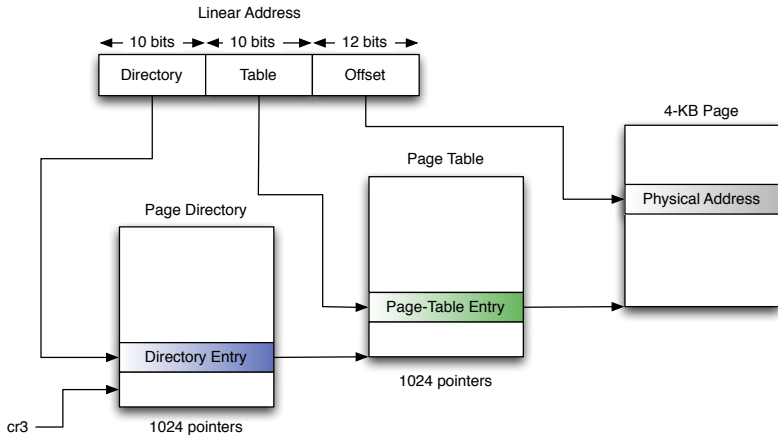
- 1 Memory basics
 - Segmentation / pagination
 - Virtual memory reconstruction
- 2 How to access physical memory
- 3 RWX



Virtual address?



Virtual address?



Agenda

- 1 Memory basics
 - Segmentation / pagination
 - Virtual memory reconstruction
- 2 How to access physical memory
- 3 RWX



Why use physical memory?

Pros

- Only interpret data, so independent of OS API.
- Short-circuit security measures implemented by the processor or the kernel.
- Many ways to access physical memory.

Cons

- Need to reconstruct the virtual space since the OS and the processor manipulate virtual addresses.
- Need to understand OS specific structures in order to emulate OS API.



cr3 ?

- Indispensable for address translation.
- Allows you to fully obtain the process virtual space.
- Stored in `_KPROCESS` structure (field `DirectoryTableBase`).

```
typedef struct _KPROCESS // 29 elements, 0x6C bytes (sizeof)
{
  /*0x000*/ struct _DISPATCHER_HEADER Header; // 6 elements, 0x10 bytes (sizeof)
  /*0x010*/ struct _LIST_ENTRY ProfileListHead; // 2 elements, 0x8 bytes (sizeof)
  /*0x018*/ ULONG32 DirectoryTableBase[2]; // ← the CR3
  [...]
}KPROCESS, *PKPROCESS;
```



How can we find a `_KPROCESS` structure?

- Each `_KPROCESS` begins with a `_DISPATCHER_HEADER` structure.

```
typedef struct _DISPATCHER_HEADER // 6 elements, 0x10 bytes (sizeof)
{
/*0x000*/   UINT8      Type; // ← interesting for us
/*0x001*/   UINT8      Absolute;
/*0x002*/   UINT8      Size; // ← interesting for us
/*0x003*/   UINT8      Inserted;
/*0x004*/   LONG32     SignalState;
/*0x008*/   struct _LIST_ENTRY WaitListHead; // 2 elements, 0x8 bytes (sizeof)
}DISPATCHER_HEADER, *PDISPATCHER_HEADER;
```

- Field `Type` and `Size` have fixed values across OS versions.
- For example, for Windows XP SP2, `Type = 0x3` and `Size = 0x1b`.

Result

We have a signature to retrieve a `_DISPATCHER_HEADER` structure inside the physical memory.



How can we find a `_KPROCESS` structure?

Method proposed by Andreas Schuster

Principle

- Scan physical memory in order to localize a `_DISPATCHER_HEADER` structure.
- Validate candidate by checking consistency of the structure.

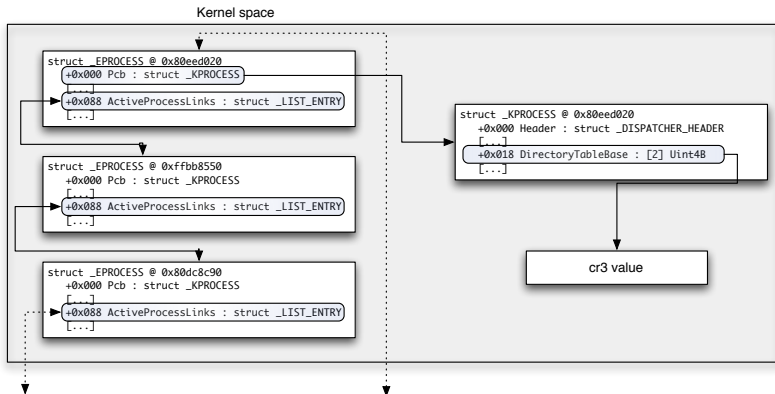


Processes list

- Processes are represented by `_EPROCESS` structures.
- Which begin with a `_KPROCESS` structure.
- And belong to a doubly-linked list located in kernelspace.



Virtual spaces reconstruction



Conclusion

Results

- Virtual space translation of all processes.
- Equivalence between physical memory and virtual memory.



Agenda

- 1 Memory basics
- 2 How to access physical memory
- 3 RWX



Agenda

- 1 Memory basics
- 2 How to access physical memory
 - Several ways
 - Zoom on FireWire
- 3 RWX



How to access physical memory?

Several ways:

- DMA (FireWire, PCMCIA, ExpressCard, PCI, etc.)
- VMWare
- Hibernation files with Sandman
- Coldboot attacks
- Memory dumps with forensics tools, etc.



Agenda

- 1 Memory basics
- 2 How to access physical memory
 - Several ways
 - Zoom on FireWire
- 3 RWX



Zoom on FireWire

FireWire ?

- Developed by Apple in the 80's and standardized by IEEE in 1995.
- Allow access to physical memory by using DMA (Direct Memory Access).



Zoom on FireWire

Memory access

- Memory access is configured by 2 registers of the FireWire controller
- Disabled by default on Windows.
- Except for peripherals that need it.
 - For example mass-storage peripherals, like an iPod



iPod transformation

OHCI 1394 specification

- Each FireWire node has an “identity card”
- Which can be modified. . .

libraw1394 library

- Userland library to manipulate FireWire bus.
- With the `raw1394_update_config_rom` function, we can alter our node identity.



iPod transformation

Method

- Dump the ROM of a connected iPod
- Replace the laptop FireWire ROM with the iPod one

iPod transformation

Before

Laptop running Linux.

```
00000000 04 04 0d ef 31 33 39 34 e0 64 a2 32 42 4f c0 00 |....1394.d.2B0..|
00000010 3c c4 44 50 00 03 03 5d 03 42 4f c0 81 00 00 02 |<.DP....B0....|
00000020 0c 00 83 c0 00 06 2c 2a 00 00 00 00 00 00 00 00 |.....,*.....|
00000030 4c 69 6e 75 78 20 2d 20 6f 68 63 69 31 33 39 34 |Linux - ohci1394|
```



iPod transformation

After

An iPod :)

```

00000000 04 04 72 86 31 33 39 34 00 ff a0 12 00 0a 27 00 |..r.1394.....'.|
00000010 02 aa 6b a7 00 04 f9 3c 0c 00 83 c0 03 00 0a 27 |..k....<.....'|
00000020 81 00 00 11 d1 00 00 01 00 0e e5 a0 12 00 60 9e |.....'.|
00000030 13 01 04 83 21 00 00 01 3a 00 0a 08 3e 00 4c 10 |.....>.L|
00000040 38 00 60 9e 39 01 04 d8 3b 00 00 00 3c 0a 27 00 |8.'.9.....<.'|
00000050 54 00 40 00 3d 00 00 03 14 0e 00 00 17 00 00 21 |T.@.....|
00000060 81 00 00 0a 00 08 96 bc 00 00 00 00 00 00 00 00 |.....|
00000070 41 70 70 6c 65 20 43 6f 6d 70 75 74 65 72 2c 20 |Apple Computer,..|
00000080 49 6e 63 2e 00 00 00 00 00 04 34 e7 00 00 00 00 |Inc.....4.....|
00000090 00 00 00 00 69 50 6f 64 00 00 00 00 00 00 00 00 |....iPod.....|
    
```



iPod transformation

Conclusion

Since Windows believes an iPod is connected, it authorizes physical memory read/write access.

For more details

Adam Boileau's website : <http://storm.net.nz/projects/16>



Agenda

- 1 Memory basics
- 2 How to access physical memory
- 3 RWX



Agenda

- 1 Memory basics
- 2 How to access physical memory
- 3 RWX
 - Read: gather information
 - Write: everything is authorized
 - eXecute: Welcome to Paradise



Process Explorer 101

Context

Read-only access

Purpose

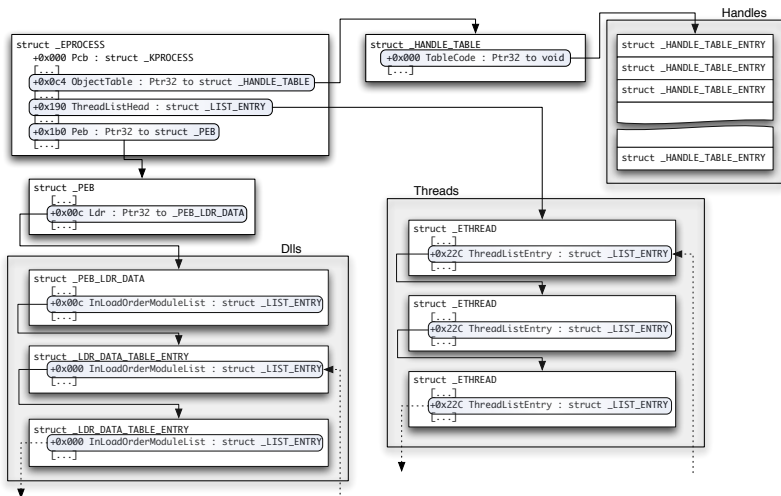
Gather and show information relative to each process.

What is needed?

- Processes and threads lists.
- Opened handles, loaded libraries.



Process Explorer 101



Process Explorer 101

DEMO



Regedit 101

Context

Same as Process Explorer 101.

Purpose

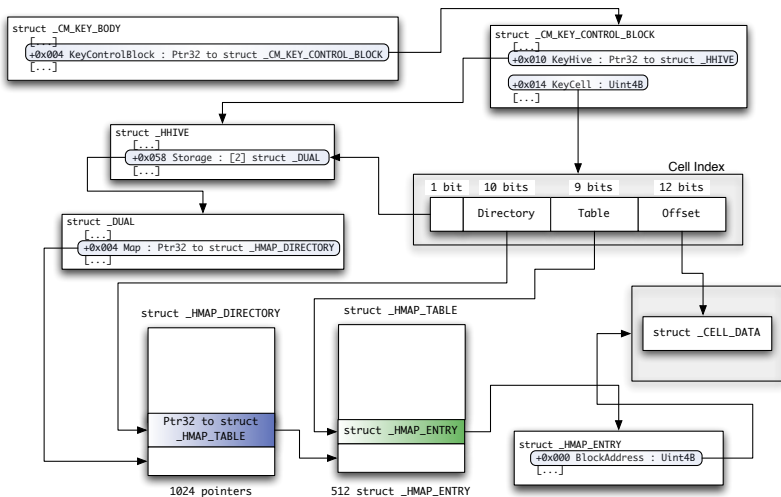
Clone regedit.

What is needed?

Hives and registry keys.



Regedit 101



Regedit 101

DEMO



Agenda

- 1 Memory basics
- 2 How to access physical memory
- 3 RWX
 - Read: gather information
 - **Write: everything is authorized**
 - eXecute: Welcome to Paradise



Login without password?

Context

- Read/write access

Several ways:

- Adam Boileau's winlockpwn or...
- 2-bytes patch in registry :)



Login without password?

DEMO



Privilege escalation

- Each process owns a security token.
- Security token belongs to kernel memory.
- But we can access kernel memory :)



Privilege escalation

DEMO



Agenda

- 1 Memory basics
- 2 How to access physical memory
- 3 RWX
 - Read: gather information
 - Write: everything is authorized
 - eXecute: Welcome to Paradise



Arbitrary code execution

Context

- Read/write access
- But no execute access. . .

A solution

- Functions pointers hooking



Arbitrary code execution

Which pointers?

- `_KUSER_SHARED_DATA` structure
- `SystemCall` field
- Called before each system call

Where to store the payload?

- The `_KUSER_SHARED_DATA` structure occupies only 334 bytes on a 4K-page...



Arbitrary code execution

DEMO



Arbitrary code execution

How it works ?

- Each process belongs to a desktop.
- Only one desktop can interact with a user.
- For an interactive user, 3 desktops Default, Disconnect et Winlogon
- With `CreateProcess`, we can specify the desktop
- We can spawn a cmd in Winlogon desktop.
- Thus we have a pre-authentication SYSTEM shell :)



What if DEP is enabled?

- `_KUSER_SHARED_DATA` is not executable.
- Per process DEP control with `_KEXECUTE_OPTIONS`.
- Stored inside the `_KPROCESS` structure.

```
typedef struct _KEXECUTE_OPTIONS // 7 elements, 0x1 bytes (sizeof)
{
    /*0x000*/  UINT8      ExecuteDisable : 1;          // 0 BitPosition
    /*0x000*/  UINT8      ExecuteEnable : 1;          // 1 BitPosition
    /*0x000*/  UINT8      DisableThunkEmulation : 1; // 2 BitPosition
    /*0x000*/  UINT8      Permanent : 1;             // 3 BitPosition
    /*0x000*/  UINT8      ExecuteDispatchEnable : 1; // 4 BitPosition
    /*0x000*/  UINT8      ImageDispatchEnable : 1;  // 5 BitPosition
    /*0x000*/  UINT8      Spare : 2;                 // 6 BitPosition
}KEXECUTE_OPTIONS, *PKEXECUTE_OPTIONS;
```



Conclusion

iPod 101

- Physical access = root
- We can reconstruct a high-level view of the operating system with only physical memory.
- Many applications: forensics, debug, intrusion.



Questions ?

- Thanks for your attention
- Questions ?



Bibliography

- Adam Boileau: <http://storm.net.nz/projects/16>
- Andreas Schuster:
<http://computer.forensikblog.de/en/>
- Sandman: <http://sandman.msuiche.net/>
- Coldboot attacks: <http://citp.princeton.edu/memory/>

